

GARDENING

Planting seeds step by step:



1. Put soil in pot.



2. Make a hole.



3. Put the seed in.



4. Cover with soil.



5. Add water.



6. Grow the seed.

FRUITS



apple



melon




pear




strawberry

VEGETABLES



carrot



celery



lettuce



onion

Task 1

Cut the gardening steps and glue them in order.



Glue and write the steps.

1.

2.

3.


4.

5.

6.

Task 2

What is it? Is it a fruit or a vegetable? Write the name.



*e.g. It's a vegetable.
It's a celery.*

